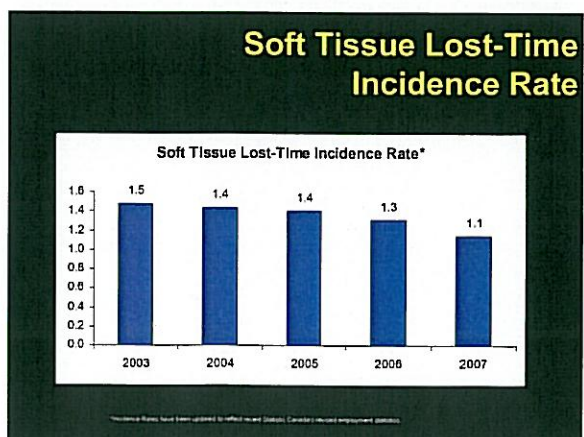
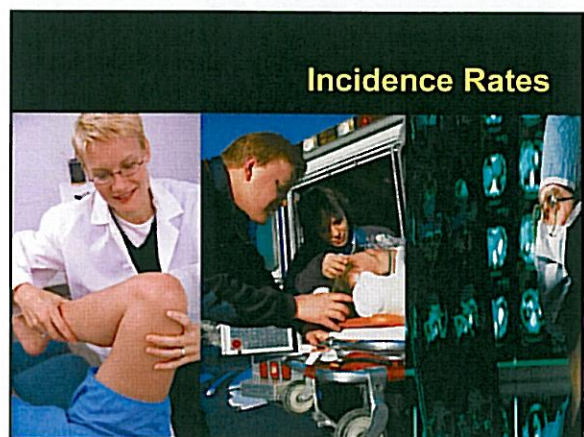


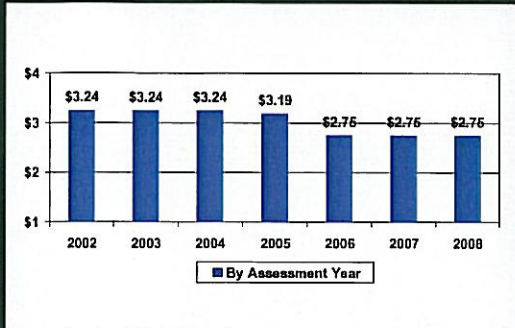
### A Brief History

- In 2000, the workers' compensation system was essentially headed for collapse.
- Prior to 2001, there had been a steady increase both in the number and average duration of claims.
- Working Newfoundlanders and Labradorians were injured and lost time at work at a rate of 3.2 per 100 workers - one of the highest rates in the country.
- The average length of time a worker in this province was off work as a result of a work-related injury was more than double the national average.



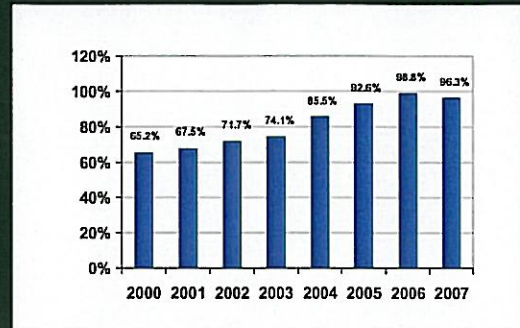
## Average Assessment Rate

All Industries by Assessment Year




## Improved Funding Position

Secure & stable benefits for injured workers



## Responsive Action



## Bill C-45

- An Act to Amend the Criminal Code
- Criminal Liability of Organizations
- Act in force March 31, 2004

## Responsive Action

- Mandatory OH&S training
  - Over 21,955 workers and managers have since received OH&S certification training
  - Training continues
  - 2,390 OH&S Committees
- New legislation in 2002 requiring early and safe return to work (ESRTW)
  - 1,272 ESRTW plans/programs developed in 2007

## Client Service



## Client Service

- Client Service Office
- Payment plan for small-size and medium-size employers
- Five ESRTW facilitators hired
- Web Services
  - Letters of clearance online
  - Employer cost statements
  - OHS committee minutes

## Occupational Disease

## Prevention



## Prevention

- Priority employer program
- Prevention education workshops
- PRIME
- Social marketing campaign

## Prevention

'ladder'

## Prevention

'bucket'

Prevention  
'naif

Prevention  
'cheif

Prevention

- Priority employer program
- Prevention education workshops
- PRIME
- Social marketing campaign
- Prevention Workshops
- Mines Rescue Standards/Training
- Training Needs Assessment and Support
- Industry Sectoral Council Support
- Investment in Youth
- CEO Leadership Charter
- AWCBC Learning Symposium 2009

Still work to do...

22

PEOPLE ARE  
**INJURED**  
ON THE JOB  
*EVERY DAY*

131

PEOPLE INJURED  
**THEIR BACK**  
ON THE JOB  
*EVERY MONTH*

**7**  
**PEOPLE**  
**DIED**  
**ON THE JOB**  
*in 2007*

